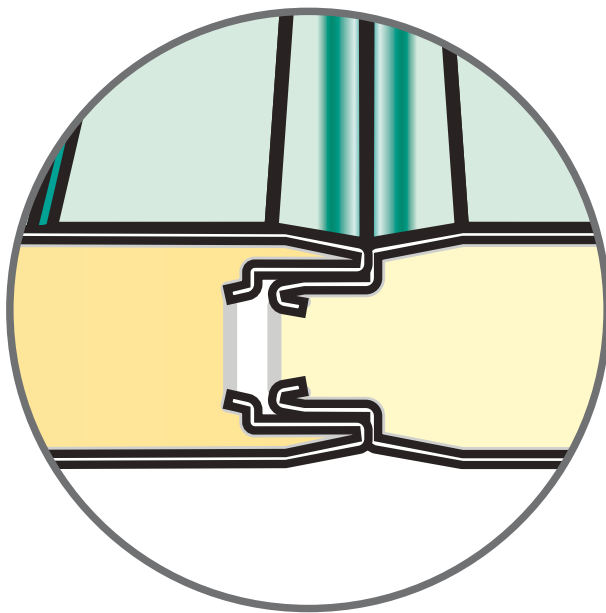
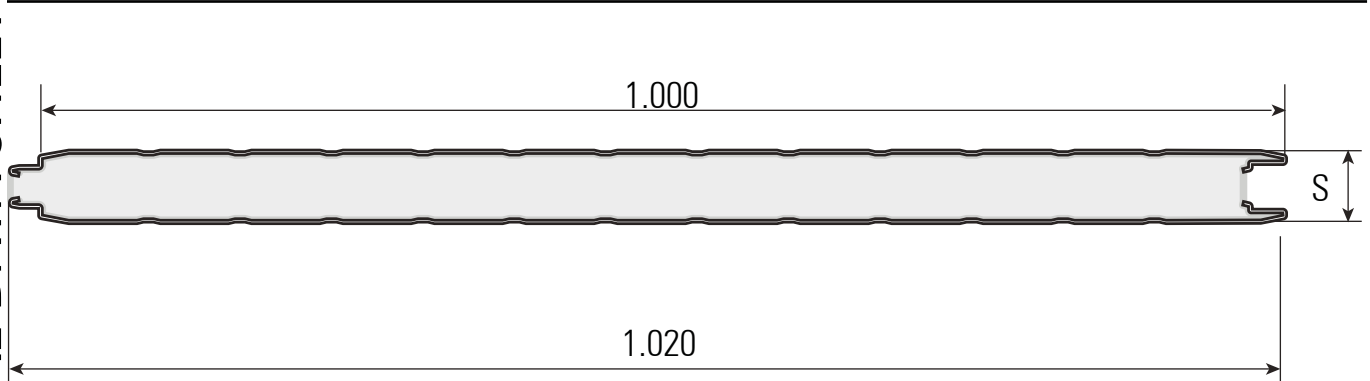


Alutech Wall

TECHNICAL DATA SHEET



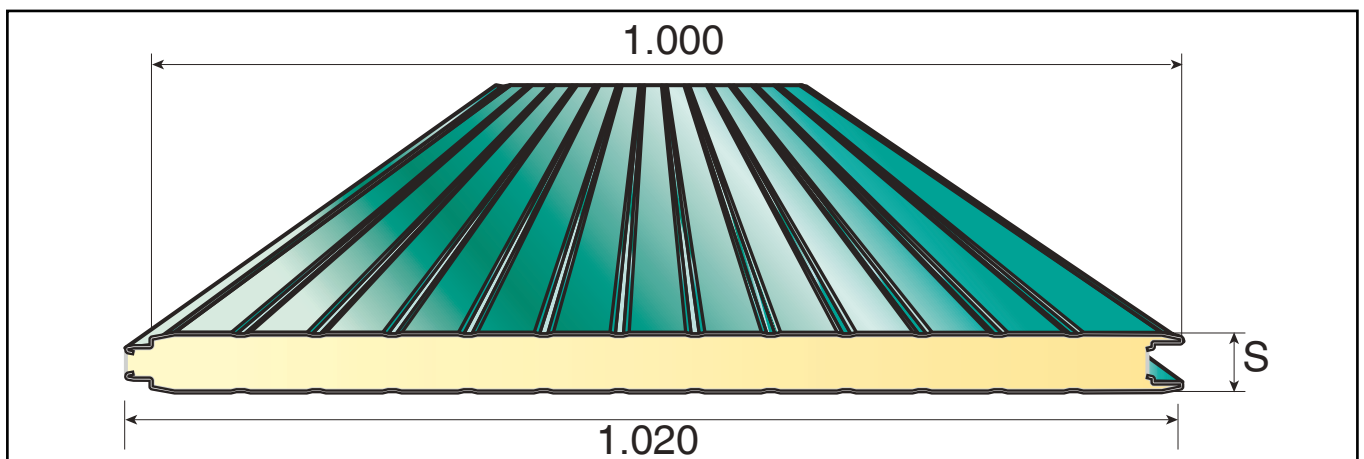
S = 25 - 30 - 40 - 50 - 60 - 80 - 100

TOP SUPPORT

- Prepainted galvanised steel

BOTTOM SUPPORT

- Prepainted galvanised steel



Alutech is the system with high density polyurethane foam insulated sandwich panels, designed for covering and cladding the perimeter walls of houses and industrial constructions. Alutech Wall is designed to make walls with the external surfaces shaped to fit longitudinally and fitted with concealed fixing mechanisms.

Alutech Wall

WEIGHT OF THE PREPAINTED GALVANISED STEEL PANELS [kg/m²]

Sheet thickness (mm)	Panel thickness (mm)					
	25	30	40	50	60	80
0,4 - 0,4	7,8	8,0	8,4	8,8	9,2	10,0
0,5 - 0,4	8,6	8,8	9,2	9,6	10,0	10,8
0,5 - 0,5	9,5	9,7	10,1	10,5	10,9	11,7

PERMITTED LOAD CAPACITIES [kg/m²]

ALUTECH WALL panel (roofing) consisting of:

- A laminated on the top in steel, 0,5 mm thick
- B laminated on the bottom in steel 0,4 mm thick

Gap (m)	Panel thickness (mm) without the corrugation		
	40	50	60
1,5	196	217	250
2,5	180	205	220

The contents of this calculation table are to be considered approximate and purely indicative. The structural calculation is the task of the designer and/or user in each single case that also has to determine the application design specifications for the roofing in question.

HEAT INSULATION

U W/m ² k	Panel thickness (mm)					
	30	40	50	60	80	100
	0,692	0,532	0,432	0,364	0,276	0,223

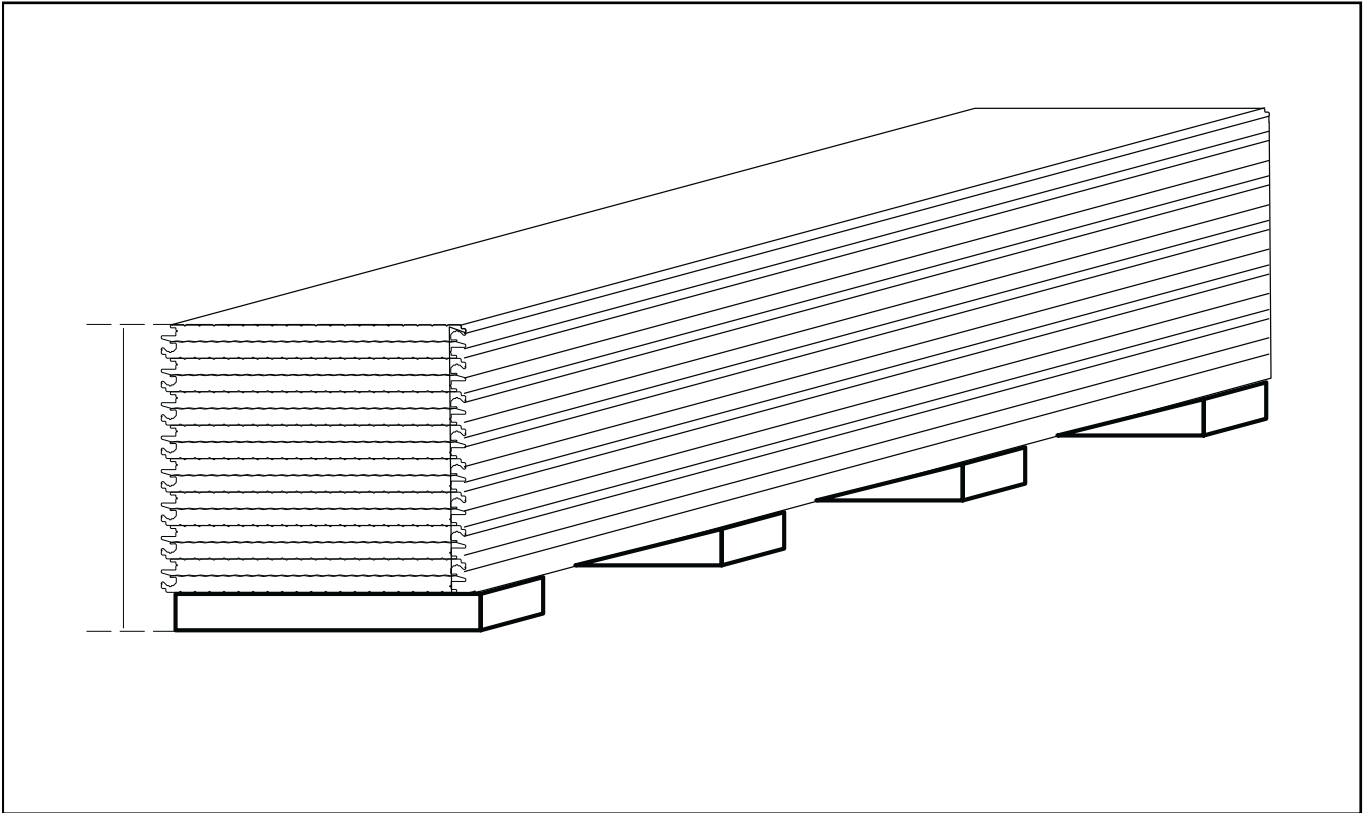
DIMENSIONAL TOLERANCES

	Deviation (mm)
Length	± 10
Useful width	± 2
Thickness	± 2
Orthometry and rectangularity	± 6

Alutech Wall

TRANSPORT AND STORAGE

STORAGE



QUANTITY ON ONE PALLET

Panel thickness (mm)	No. panels	Pallet height*
25	28	78 cm
30	24	80 cm
40	18	80 cm
50	14	78 cm
60	12	80 cm
80	9	80 cm
100	7	78 cm

* polystyrene spacer included